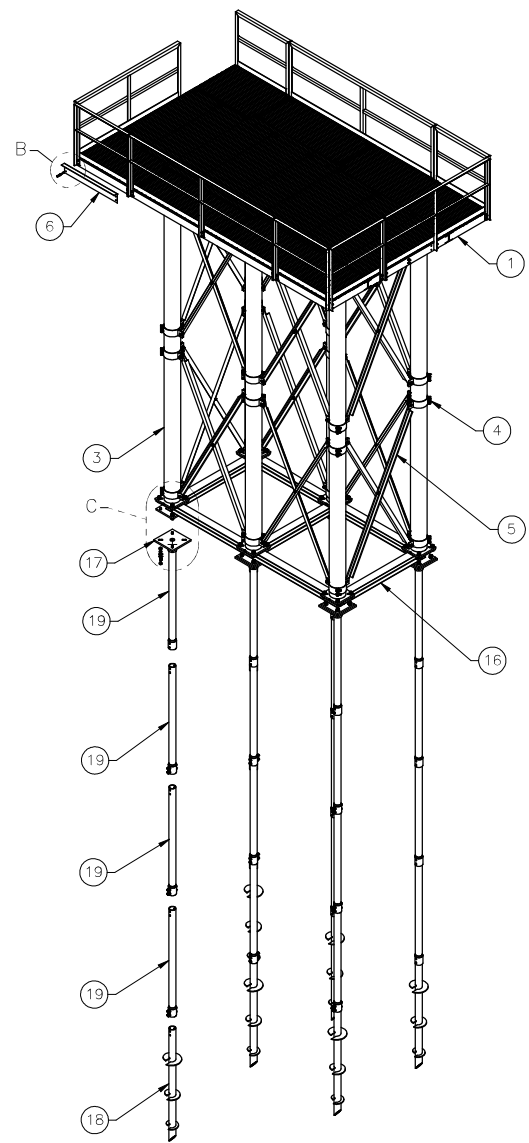
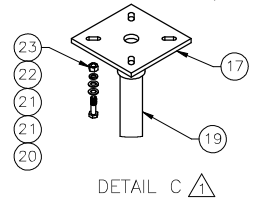
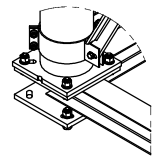
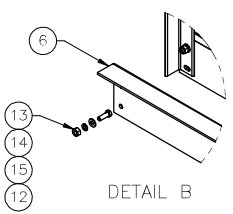


8 7 6 5 4 3 2 1

THE INFORMATION CONTAINED IN THIS DRAWING IS THE SOLE PROPERTY OF ELECTRO MECHANICAL INDUSTRIES, INC. ANY REPRODUCTION IN PART OR WHOLE WITHOUT THE WRITTEN PERMISSION OF ELECTRO MECHANICAL IND., IS PROHIBITED.

REVISIONS					
REV	DCN #	DESCRIPTION	DATE	BY	APPROVED
1	DCND0986	ADDED WELDMENT SKID W-002-116, CHANGED HELICALS FROM EMI 10" X 15" TO HUBBELL 4" X 35"	12/22/2020	PC	JFB



ITEM NO.	QTY	PART NUMBER	DESCRIPTION	LENGTH	WEIGHT
1	1	1001-0010-0052	12' X 19' WIC PLATFORM		4434
2	1	1000-0010-0160	WIC & GEN. PLATFORM CONVERSION KIT TO FULLY GRATED		370.93
3	6	1007-T010-2520	21.0 FT EXTENSION		947.1
4	24	A-000-355	HEAVY DUTY CROSS BRACING CLAMP ASSEMBLY		21.47
5	12	A-000-361	3 X 3 X .375 X BRACE ASSY - 74" PIER CENTERS, 21.5" PIERS		147.19
6	1	P-003-859	PLATFORM WALKWAY SADDLE	48	33.6
7	24	002-OAT-H000	ROD, THREADED, 1.00"-8 X 9.00" LG, ASTM A193 B7, GALV		2.01
8	48	002-ONG-0000	NUT, HX, ANCO LOCK, 1.00"-8UNC, GR 2H, GALV		0.43
9	48	002-ONG-0008	NUT, HX, 1.00"-8UNC, GR 2H, GALV		0.42
10	48	002-OLW-G008	WASHER, SPLIT LOCK, 1.00", GALV		0.09
11	96	002-OFW-G009	WASHER, FLAT, 1.00", F436, GALV.		0.08
12	4	002-OBG-0050	BOLT, HX HD, .500-13UNC, 1.50 LG, GR 5, GALV		0.13
13	4	002-ONG-0010	NUT, HEX, .500-13UNC, GR 2H, GALV		0.06
14	4	002-OLW-G002	WASHER, SPLIT LOCK, .500", GALV		0.01
15	4	002-OFW-G002	WASHER, FLAT, .500", F436, GALV		0.02
16	1	W-002-116	SKID WELDMENT		138.0
17	6	1008-0050-0028_1	4" HUBBELL HELICAL CAP WELDMENT RS4500		88.3
18	6	1008-0050-0028_2	HUBBELL PIER DRAWING SA1070917 7' LEAD, 8"/10"/12" TRI FLIGHT C1070889	84"	136
19	24	1008-0050-0028_3	HSS PIPE, 4" SCH. 80 X 84" - EXTENSION DWG. SA1070917 CAT. NO. C1072468CU	84"	106
20	24	002-OBG-0001	BOLT, HX HD, 1.00-8UNC X 4.00 LG, A325, GALV.		1.23
21	48	002-OFW-G009	WASHER, FLAT, 1.00", F436, GALV.		0.08
22	24	002-OLW-G008	WASHER, SPLIT LOCK, 1.00", GALV		0.09
23	24	002-ONG-0000	NUT, HX, ANCO LOCK, 1.00-8UNC, GR 2H, GALV		0.43

SURFACE FINISH <input checked="" type="checkbox"/> UNLESS OTHERWISE SPECIFIED		UNLESS OTHERWISE SPECIFIED DIMENSIONS ARE IN INCHES		APPROVALS		DATE		ELECTRO MECHANICAL INDUSTRIES, INC. 11930 NEESHAM DRIVE HOUSTON, TEXAS 77066 1-281-453-0050	
MATERIAL	SEE PARTS LIST	TOLERANCES	± .04	DRAWN	JCH/HR	12.9.19	TITLE	VERTIV 12' X 19' PLATFORM, 23' ELEVATION WIC/WUC KIT	
THIRD ANGLE PROJECTION		FRACTIONS	± 1/16	CHECKED	B. HUTTON	12.9.19	ENGINEER/DESIGNER	J. BREEN	
NEXT ASSY	USED ON	HOLES: DRILLED OR PUNCHED	± .02	PRODUCTION	J.K.S.	12/10/19	REV	B	
APPLICATIONS		BURNED	± .02	SCALE:	1:80	WEIGHT:	192.16.4 lbs.	SHEET 1 OF 2	