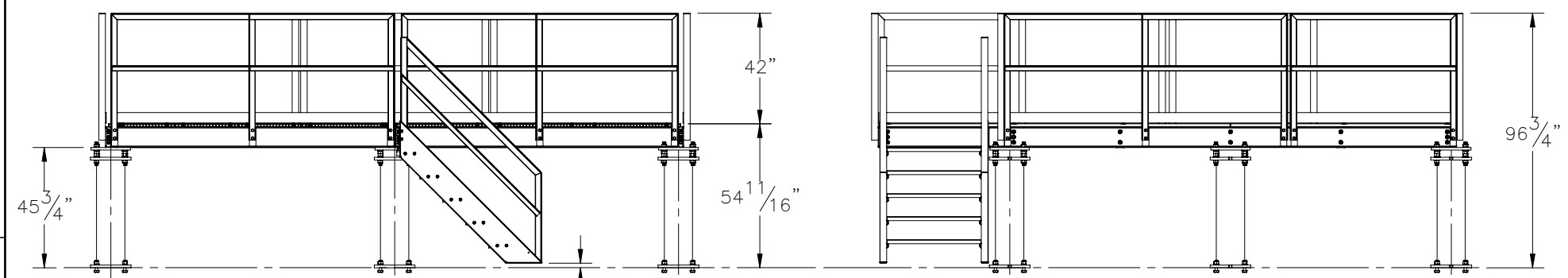
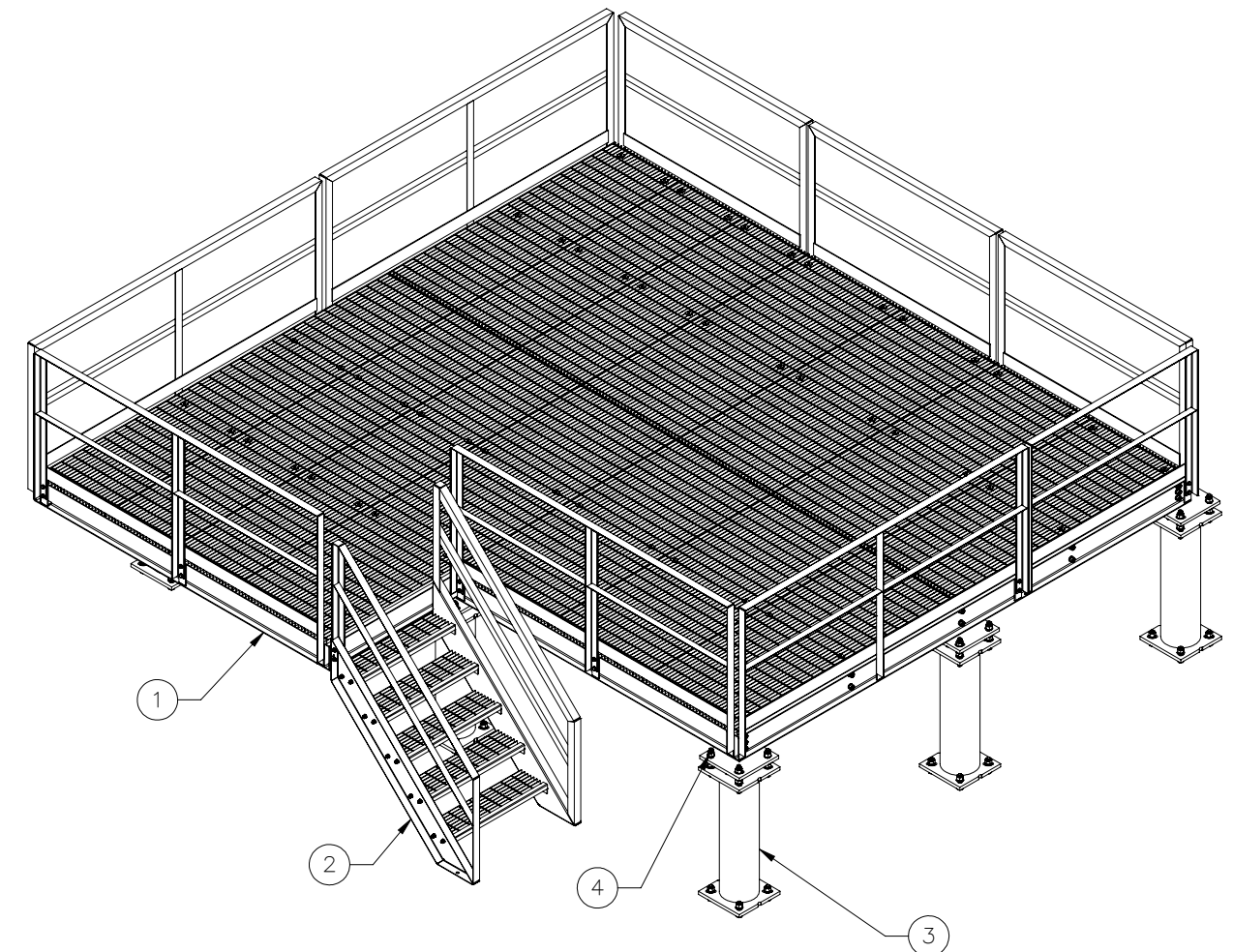
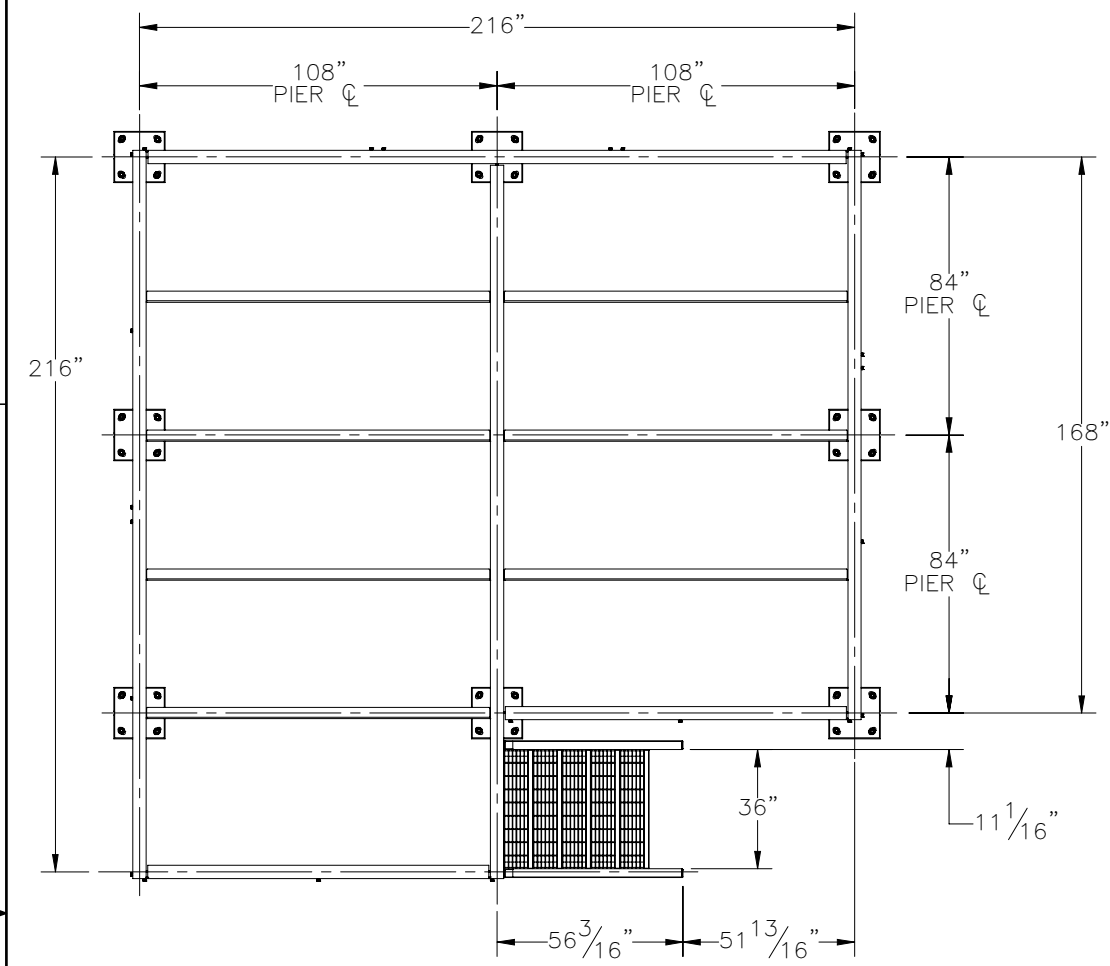


THE INFORMATION CONTAINED IN THIS DRAWING IS THE SOLE PROPERTY OF ELECTRO MECHANICAL INDUSTRIES, INC. ANY REPRODUCTION IN PART OR WHOLE WITHOUT THE WRITTEN PERMISSION OF ELECTRO MECHANICAL IND., IS PROHIBITED.



ITEM NO.	QTY REQD	PART NUMBER	DESCRIPTION	LENGTH	WEIGHT
1	1	1001-0020-0135	18' X 18' EQUIPMENT PLATFORM		5612.14
2	1	450-000-0132	5 TREAD STAIR ASS'Y (36" WIDE)		351
3	8	1007-T010-0420	3.5 FT EXTENSION		236.1
4	8	1000-0020-0077	QUAD MOUNT LEVELING HARDWARE KIT		15.17

SURFACE FINISH <input checked="" type="checkbox"/> UNLESS OTHERWISE SPECIFIED		UNLESS OTHERWISE SPECIFIED DIMENSIONS ARE IN INCHES		APPROVALS		DATE		18' X 18' EQUIPMENT PLATFORM	
MATERIAL SEE PARTS LIST		TOLERANCES .0 ± .06 .00 ± .015 .000 ± .005 FRACTIONS ± 1/16 ANGLES ± .25° HOLES: DRILLED OR PUNCHED ± 1/32 BURNED ± 1/32		DRAWN J. ROACH 3/7/2022		3/7/2022			
THIRD ANGLE PROJECTION				CHECKER C. SANCHEZ 3/7/2022		3/7/2022		SIZE B	
NEXT ASSY		USED ON		ENGINEER J. Breen 3/7/2022		3/7/2022		DRAWING NO. 1000-0000-0194	
APPLICATIONS				PRODUCTION J. LEE		3/7/2022		SCALE: 1:58 WEIGHT: 7972.44 lbs. SHEET 1 OF 1	