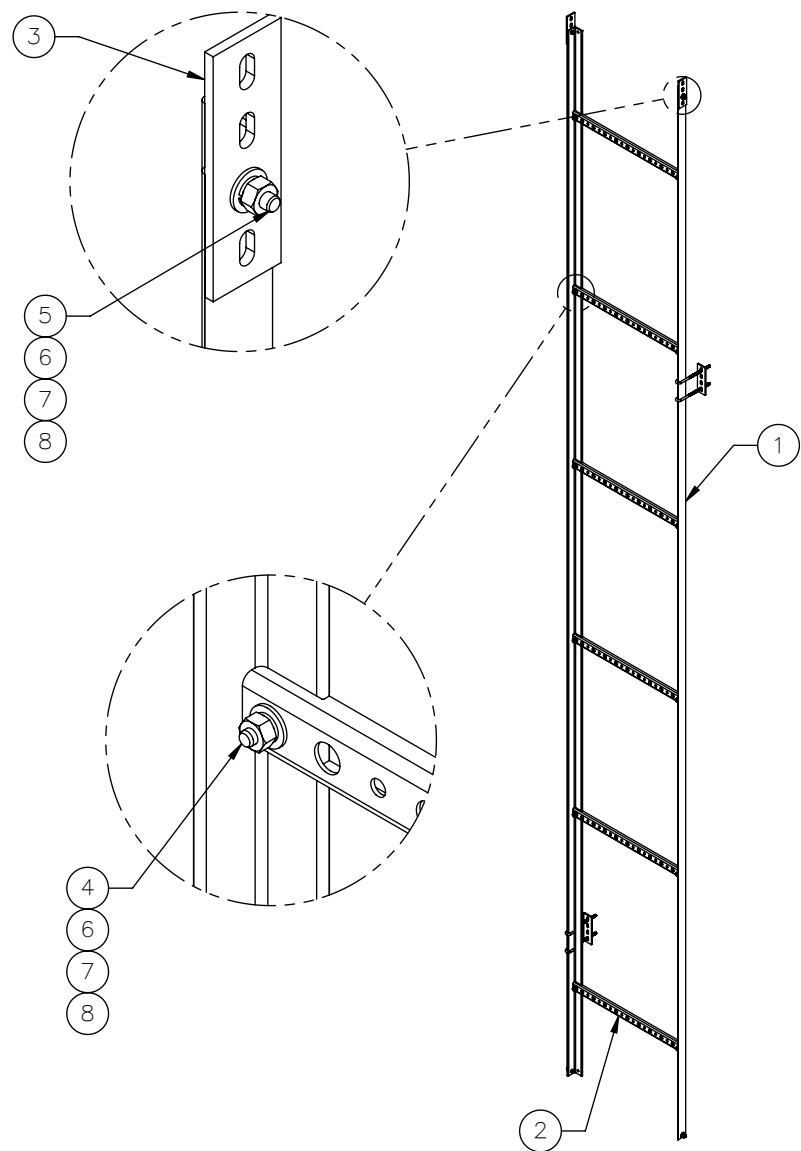
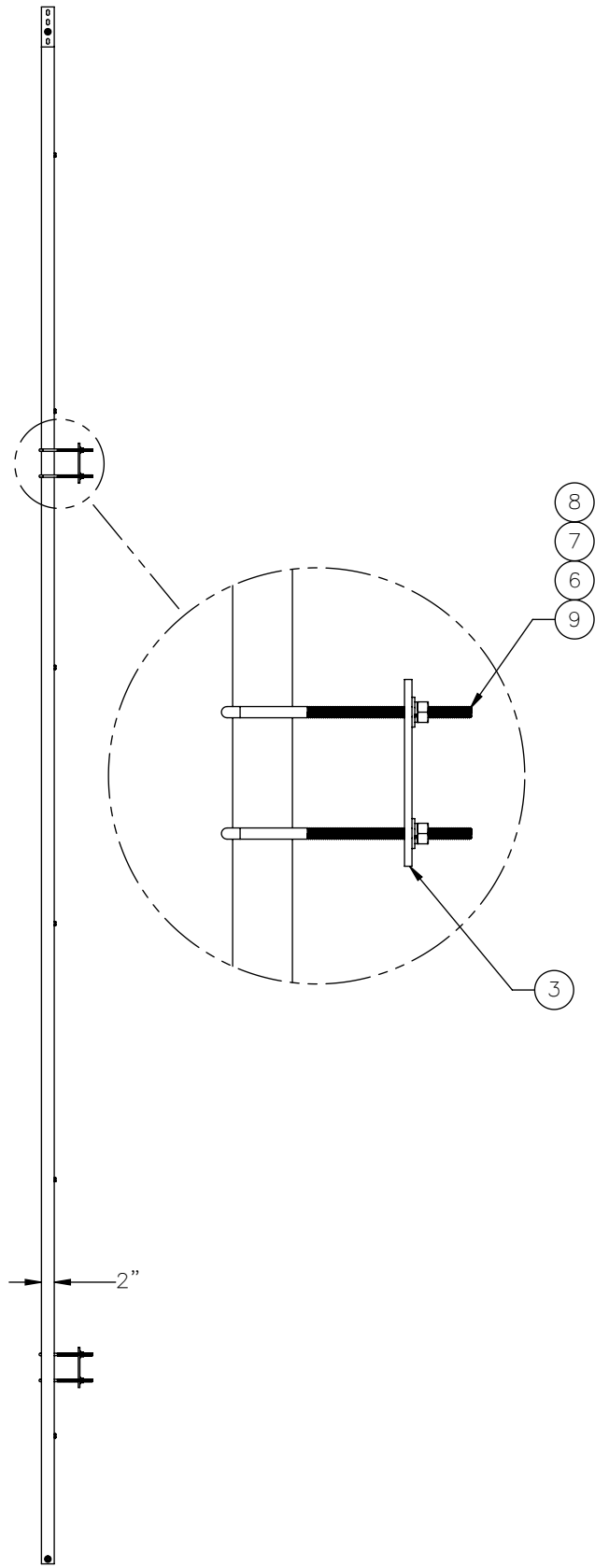
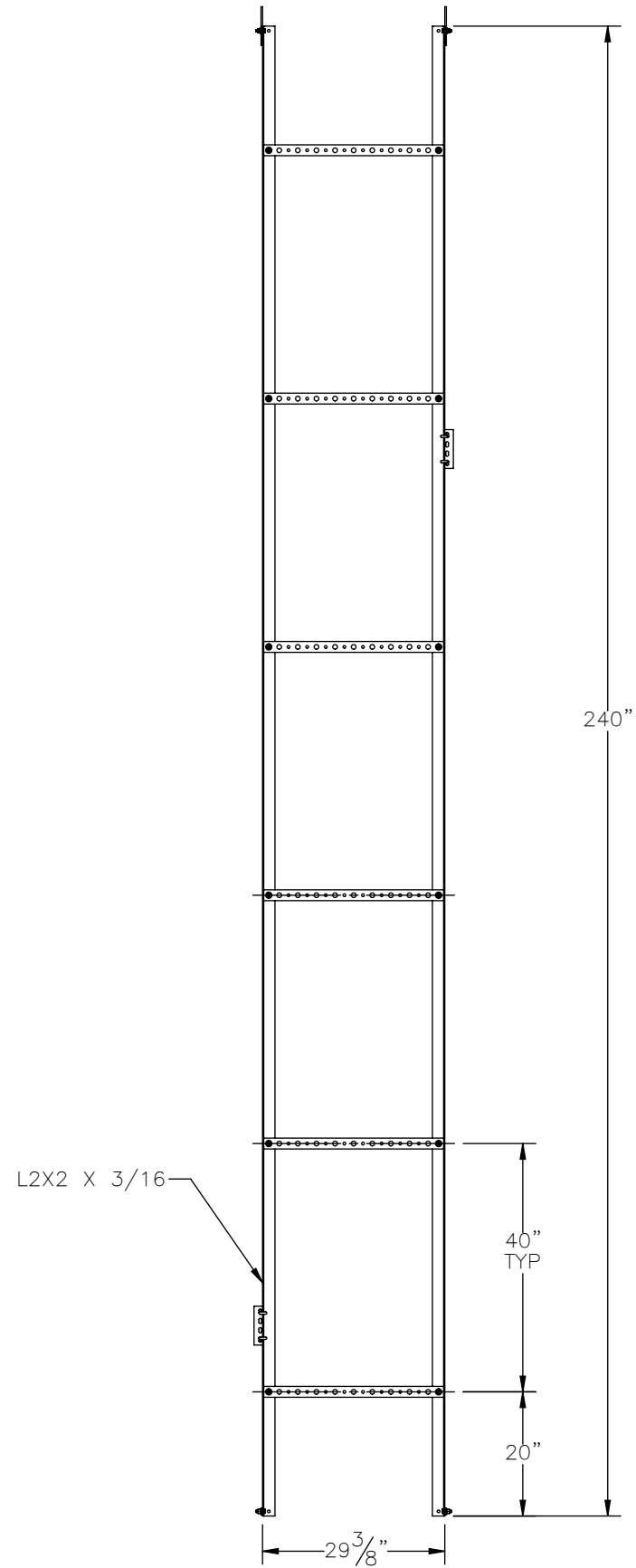


THE INFORMATION CONTAINED IN THIS DRAWING IS THE SOLE PROPERTY OF ELECTRO MECHANICAL INDUSTRIES, INC. ANY REPRODUCTION IN PART OR WHOLE WITHOUT THE WRITTEN PERMISSION OF ELECTRO MECHANICAL IND., IS PROHIBITED.

QUOTE



ITEM NO.		PART NUMBER	DESCRIPTION	LENGTH	WEIGHT
1	2	P-005-303	LADDER SUPPORT ANGLE		48.06
2	6	P-005-309	CABLE LADDER RUNG, 9 RUN		2.26
3	4	P-005-314	SPLICE PLATE		0.79
4	12	002-0BG-0008	BOLT, HX HD, .375-16UNC X 1.50 LG, GR 5, GALV		0.06
5	4	002-0BG-0013	HB, .375-16 X 1.25 LG., PT X 1.00, GR. 5, HDG	1.25	0.06
6	20	002-0NG-0003	NUT, HEX, .375-16UNC, GR 2H, GALV		0.03
7	20	002-0LW-G005	WASHER, SPLIT LOCK, .375 INCH, GALV.		0.01
8	20	002-0FW-G005	WASHER, FLAT, .375, USS, GALV		0.02
9	4	J-BOLT, .375-16 X 8" LG, GR 5, GALV	J-BOLT, .375-16 X 8" LG, 5.5" MIN. THRD LG, GR 5, GALV		0.28

SURFACE FINISH <input checked="" type="checkbox"/> UNLESS OTHERWISE SPECIFIED		UNLESS OTHERWISE SPECIFIED DIMENSIONS ARE IN INCHES		APPROVALS	DATE	 ELECTRO MECHANICAL INDUSTRIES, INC. 11230 NEESEAW DRIVE HOUSTON, TEXAS 77065 1-800-453-0050
MATERIAL	GALVANIZED STEEL	TOLERANCES	.0 ±.06 .00 ±.015 .000 ±.005	DRAWN	C. SANCHEZ	
THIRD ANGLE PROJECTION		FRACTIONS	± 1/16	CHECKER		
		ANGLES	± .25°	ENGINEER		
NEXT ASSY	USED ON	HOLES: DRILLED OR PUNCHED	± 1/32	PRODUCTION		
APPLICATIONS		BURNED	± 1/32			

TITLE: WAVEGUIDE CABLE LADDER, 20 FT, 9 RUN	
SIZE: B	DRAWING NO.: 1000-0010-0303
SCALE: 1:28	WEIGHT: 116.01 lbs.
SHEET 1 OF 1	REV: -

NOTE: ALL COMPONENTS HOT DIP GALVANIZED