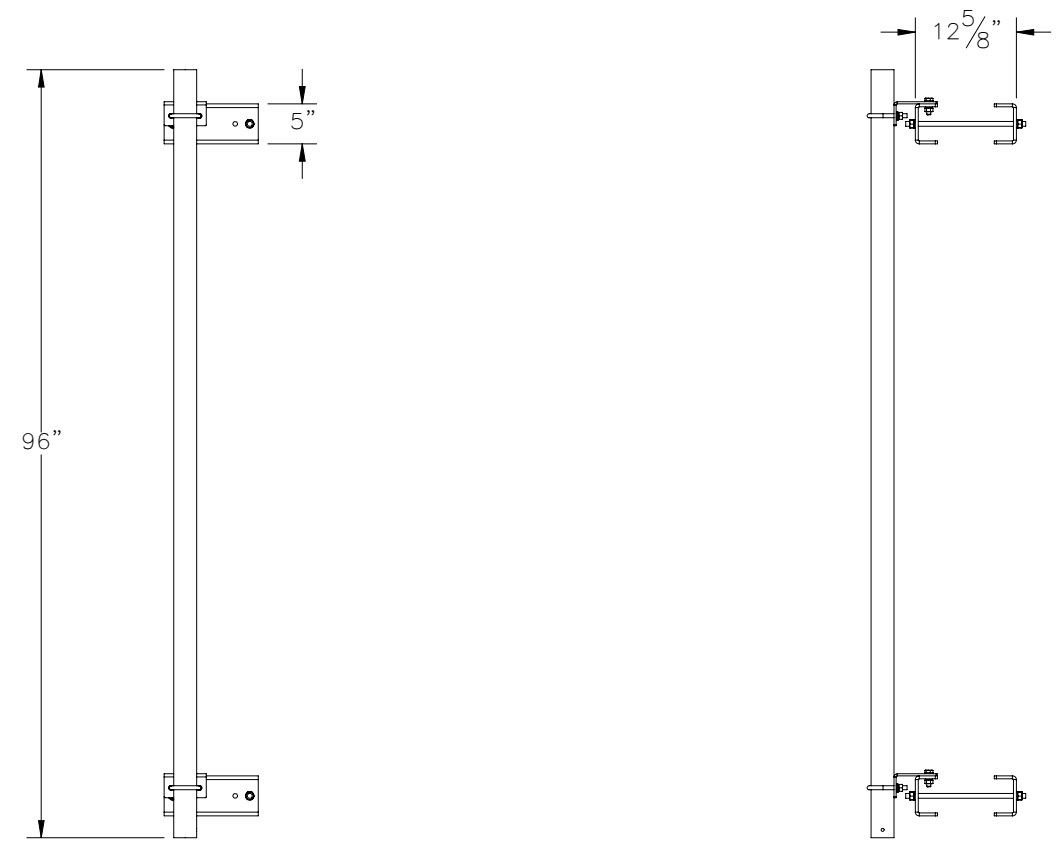
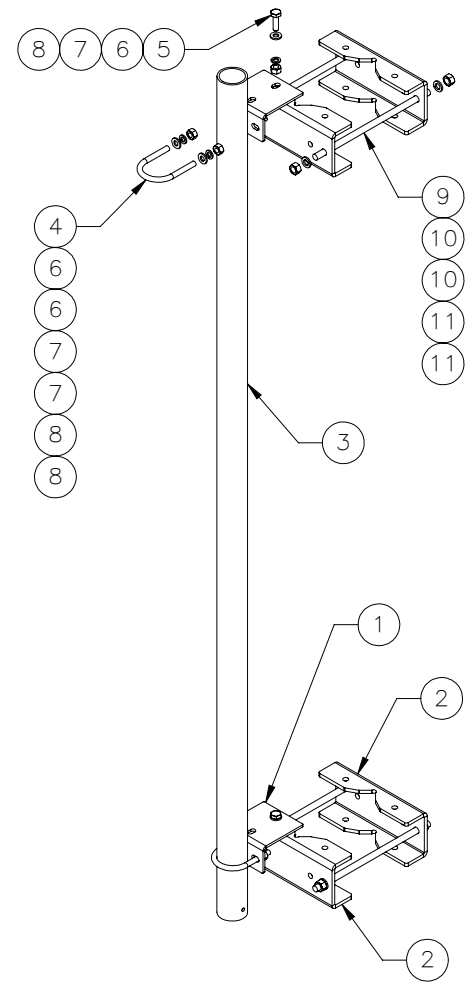
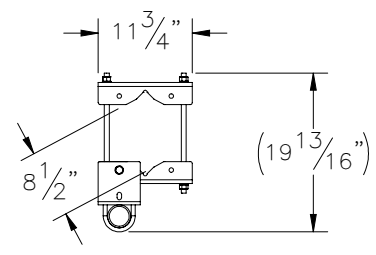


THE INFORMATION CONTAINED IN THIS DRAWING IS THE SOLE PROPERTY OF ELECTRO MECHANICAL INDUSTRIES, INC. ANY REPRODUCTION IN PART OR WHOLE WITHOUT THE WRITTEN PERMISSION OF ELECTRO MECHANICAL IND., IS PROHIBITED.

REVISIONS					
REV.	DCN #	DESCRIPTION	DATE	BY	APPROVED
1	01219	VISUAL UPDATE DUE TO LOWER LEVEL CHANGES.	02/17/2023	JTR	JPB



ITEM NO.	QTY REQD	PART NUMBER	DESCRIPTION	LENGTH	WEIGHT
1	2	P-005-069	PIPE STANDOFF BRACKET		2.85
2	4	P-006-067	SECTOR CLAMP BRACKET, GALVANIZED		10.86
3	1	P-006-253	SUPPORT PIPE, 2.875" O.D.	96"	46.38
4	2	002-00U-G044	U-BOLT, .500-13 X 3.000 ID X 4.500 H X 1.63 TL, GALV	4 1/2"	0.642
5	2	002-0BG-0012	BOLT, HH, .500-13 X 1.75, GALV, A325, PT X 1.00	1 3/4"	0.1557
6	6	002-0FW-G002	WASHER, FLAT, .500, GALV, F436		0.03
7	6	002-0LW-G002	WASHER, SPLIT LOCK, .500, GALV		0.014
8	6	002-0NG-0010	NUT, HEX, .500-13, GALV, GR 2H		0.06
9	4	002-0AT-H038	AT, .625-11 X 15.0, GALV, GR B7	15"	1.31
10	8	002-0LW-G004	WASHER, SPLIT LOCK, .625, GALV		0.03
11	8	002-0NG-0004	NUT, HEX, .625-11, GALV, GR 2H		0.070

SURFACE FINISH <input checked="" type="checkbox"/> UNLESS OTHERWISE SPECIFIED		UNLESS OTHERWISE SPECIFIED DIMENSIONS ARE IN INCHES		APPROVALS		DATE		ELECTRO MECHANICAL INDUSTRIES, INC. 11230 NEESHAW DRIVE HOUSTON, TEXAS 77065 1-800-453-0050	
MATERIAL SEE PARTS LIST		TOLERANCES .0 ± .06 .00 ± .015 .000 ± .005 FRACTIONS ± 1/16 ANGLES ± .25° HOLES: DRILLED OR PUNCHED ± 1/32 BURNED ± 1/32		DRAWN J. ROACH 11/1/2022		CHECKER J. Breen 11/1/2022			
THIRD ANGLE PROJECTION		NEXT ASSY		USED ON		PRODUCTION J. KERNER 11/1/2022		TITLE: ANTENNA MOUNT KIT, 2" PIPE	
APPLICATIONS		SCALE: 1:24		WEIGHT: 103.74 lbs.		SHEET 1 OF 1		SIZE B DRAWING NO. 1000-0010-0378 REV 1	