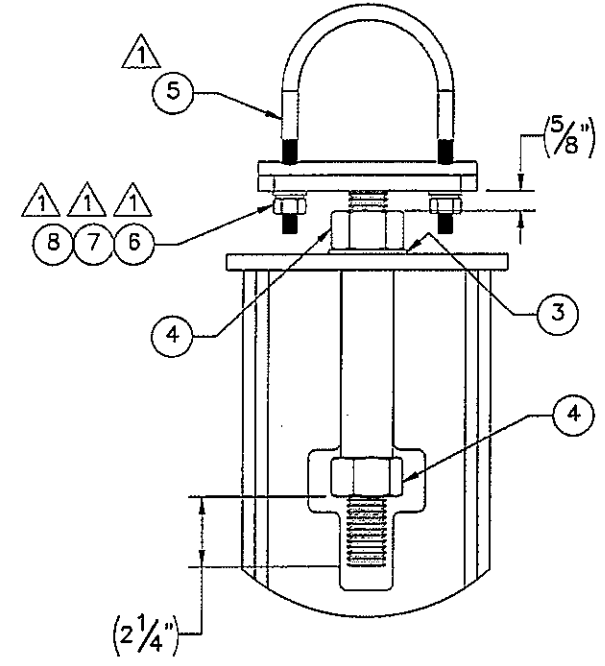
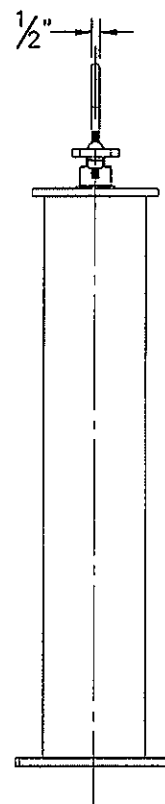
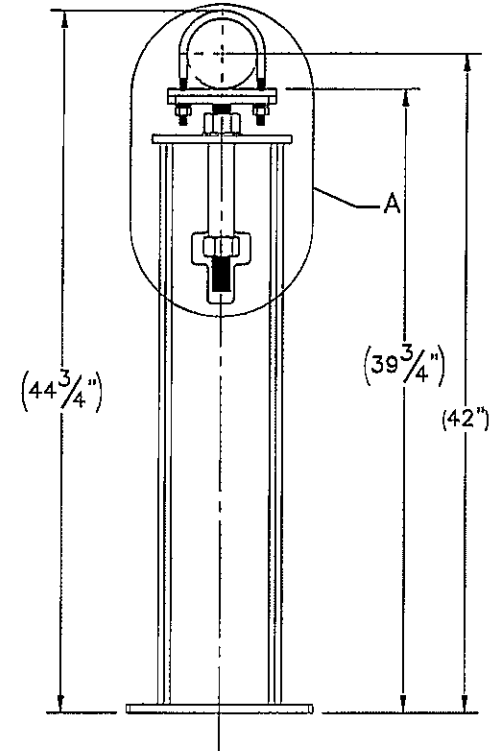
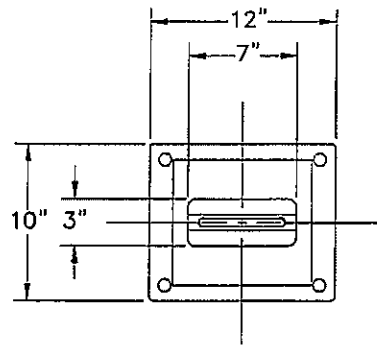
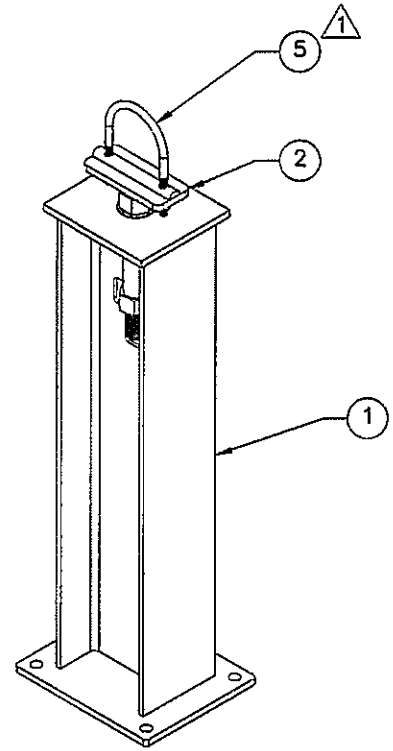


THE INFORMATION CONTAINED IN THIS DRAWING IS THE SOLE PROPERTY OF ELECTRO MECHANICAL INDUSTRIES, INC. ANY REPRODUCTION IN PART OR WHOLE WITHOUT THE WRITTEN PERMISSION OF ELECTRO MECHANICAL IND., IS PROHIBITED.

REVISIONS					
REV.	DCN #	DESCRIPTION	DATE	BY	APPROVED
1	DCN00785	UPDATED DESCRIPTION OF U-BOLT. ADDED SPLIT LOCKS, FLAT WASHERS & NUTS TO BOM	6.24.2020	JGC	JPB



DETAIL A



ITEM NO.	QTY REQD	PART NUMBER	DESCRIPTION	WEIGHT
1	1	W-001-770	STAND, PIPE JACK, WELDMNT, FOR 4" PIPE	97.64
2	1	W-001-768	STAND, 4" PIPE JACK ADJUSTMENT ROD	6.23
3	1	002-0FW-G011	WASHER, FLAT, 1.25, ASTM F436, GALV	0.13
4	2	002-0NG-0022	NUT, HEAVY HEX, 1-1/4"-7, GR 2H, GALV.	0.791
5	1	002-00U-G030	4" PIPE ISOLATING U-BOLT, 6-13/16" HT, 4-7/16" ID, THD 1/2 - 13 X 3 THD LGTH, A36 WITH POLYSHRINK, HALF-ROUND I-ROD	0.19
6	2	002-0NG-0010	NUT, HEX, .500-13UNC, GR 2H, GALV	0.06
7	2	002-0LW-G002	WASHER, SPLIT LOCK, .500", GALV	0.01
8	2	002-0FW-G002	WASHER, FLAT, .500", F436, GALV	0.02

MATERIAL: SEE PARTS LIST THIRD ANGLE PROJECTION: NEXT ASSY: USED ON: APPLICATIONS:	TOLERANCES: 0 = .06 00 = .015 000 = .005 FRACTIONS = 1/16 ANGLES = .25° HOLES: DRILLED OR PUNCHED = 1/32 BURNED = 1/32	APPROVALS: DRAWN: bhulson 12.20.2019 CHECKED: R. WOODARD 12.23.19 ENGINEER/DESIGNER: J. BREEN 1.8.20 PRODUCTION: J.K.S. 1.9.20	DATE: 12.20.2019 DATE: 12.23.19 DATE: 1.8.20 DATE: 1.9.20	 ELECTRO MECHANICAL INDUSTRIES, INC. 11230 NEECHAW DRIVE HOUSTON, TEXAS 77065 1-800-453-0050
TITLE: 4" PIPE STAND FOUNDATION			SIZE: B DRAWING NO.: 1008-0000-0014 SCALE: 1:12 WEIGHT: 105.97 lbs.	REV: 1 SHEET 1 OF 1