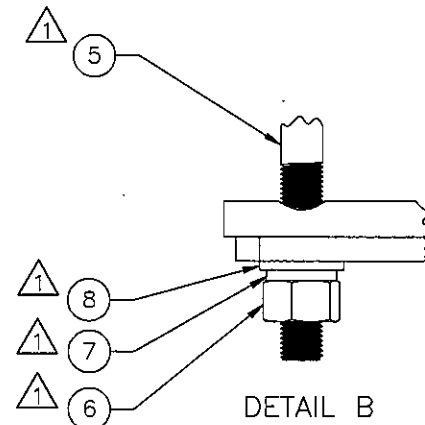
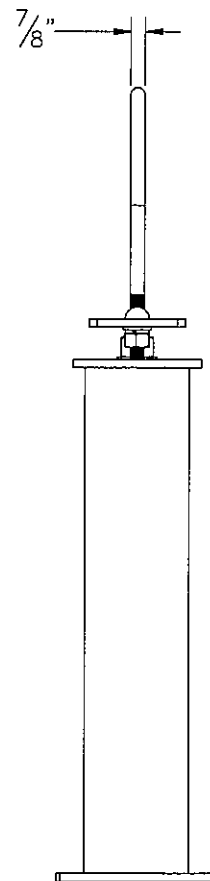
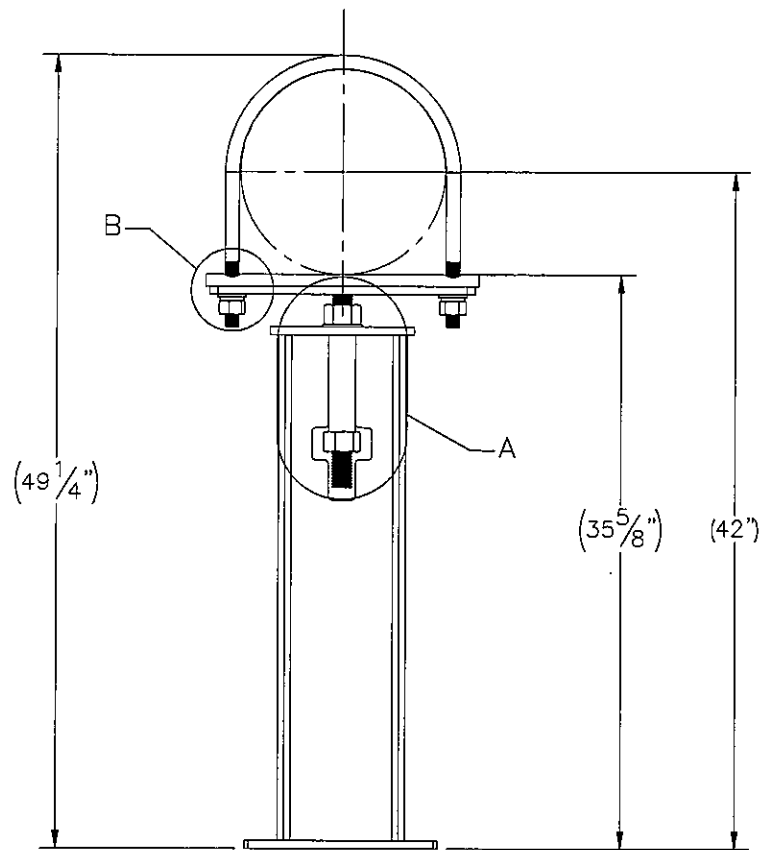
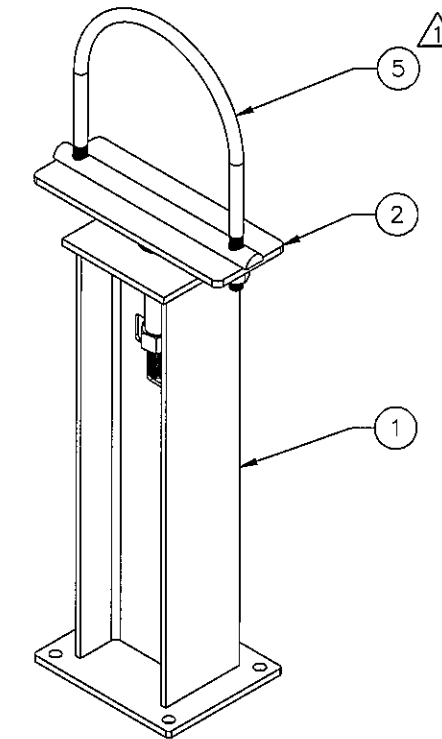
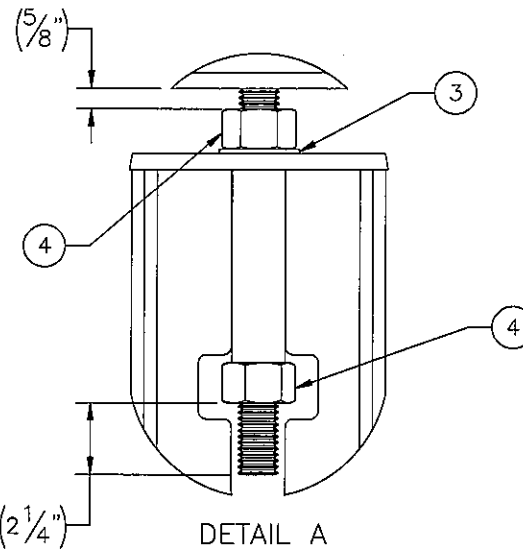
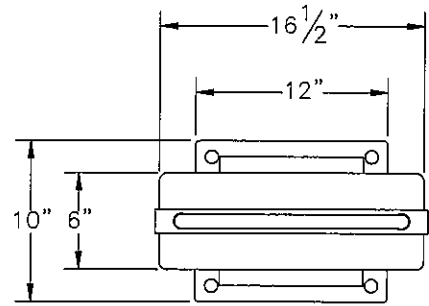



THE INFORMATION CONTAINED IN THIS DRAWING IS THE SOLE PROPERTY OF ELECTRO MECHANICAL INDUSTRIES, INC. ANY REPRODUCTION IN PART OR WHOLE WITHOUT THE WRITTEN PERMISSION OF ELECTRO MECHANICAL IND., IS PROHIBITED.

REVISIONS					
REV.	DCN #	DESCRIPTION	DATE	BY	APPROVED
1	DCN00785	UPDATED DESCRIPTION OF U-BOLT. ADDED SPLIT LOCKS, FLAT WASHERS & NUTS TO BOM	6.24.2020	JGC	JPB



ITEM NO.	QTY REQD	PART NUMBER	DESCRIPTION	WEIGHT
1	1	W-001-767	36" STAND, PIPE JACK, WELDMENT	88.78
2	1	W-001-734	STAND, 12" PIPE JACK ADJUSTMENT ROD	17.22
3	1	002-0FW-G011	WASHER, FLAT, 1.25, ASTM F436, GALV	0.13
4	2	002-0NG-0022	NUT, HEAVY HEX, 1-1/4"-7, GR 2H, GALV.	0.791
5	1	002-00U-G029	12" PIPE ISOLATING U-BOLT, 16-1/16" HT, 12-3/4" ID, THD 7/8-9 X 4-1/8 THD LGTH, A36 WITH POLYSHRINK. HALF-ROUND I-ROD	1.36
6	2	002-0NG-0009	NUT, HEX, .875-9UNC, GR 2H, GALV	0.29
7	2	002-0LW-G007	WASHER, SPLIT LOCK, .875, GALV	0.06
8	2	002-0FW-G008	WASHER, FLAT, .875, ASTM F436, GALV	0.09

1
1
1
1

SURFACE FINISH <input checked="" type="checkbox"/> UNLESS OTHERWISE SPECIFIED		UNLESS OTHERWISE SPECIFIED DIMENSIONS ARE IN INCHES		APPROVALS		DATE	 ELECTRO MECHANICAL INDUSTRIES, INC. 11230 NEESHAW DRIVE HOUSTON, TEXAS 77065 1-200-453-0050	
MATERIAL SEE PARTS LIST		TOLERANCES		DRAWN		12.20.2019	TITLE:	
THIRD ANGLE PROJECTION		FRACTIONS ± 1/16		CHECKED		12.23.19	12" PIPE STAND FOUNDATION	
NEXT ASSY USED ON		ANGLES ± .25°		ENGINEER/DESIGNER		1.8.20	SIZE B	
APPLICATIONS		HOLES: DRILLED OR PUNCHED +1/32		PRODUCTION		1.9.20	DRAWING NO. 1008-0000-0015	
		RIPPED -1/2		JKS			REV 1	