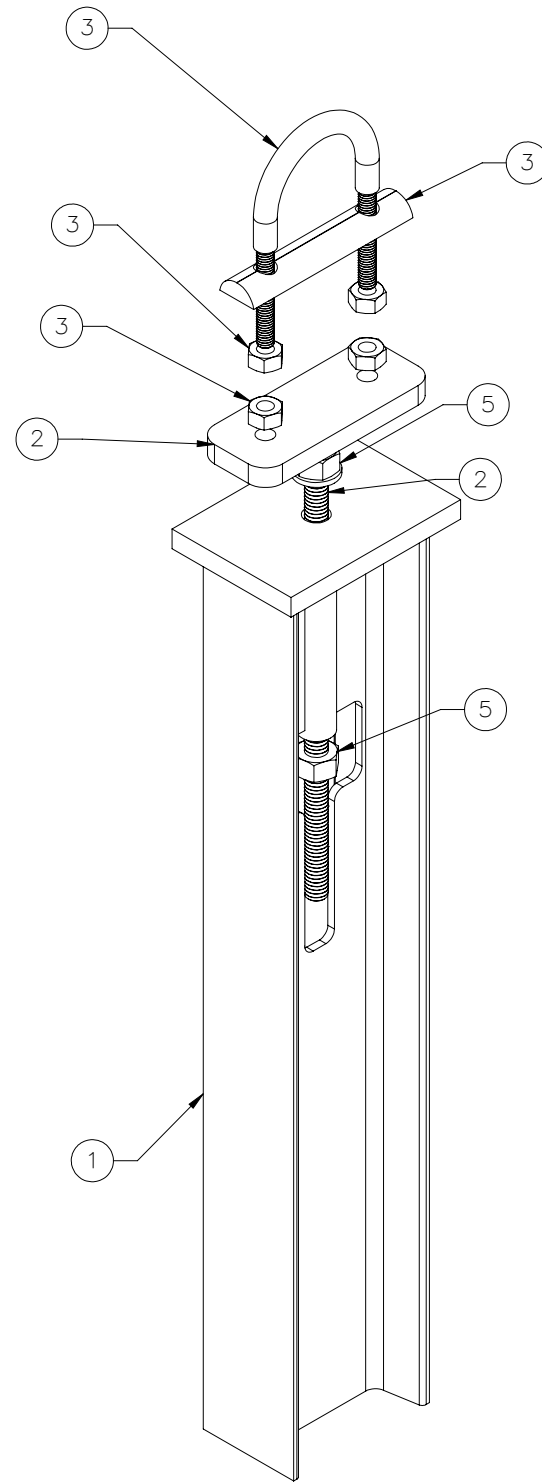
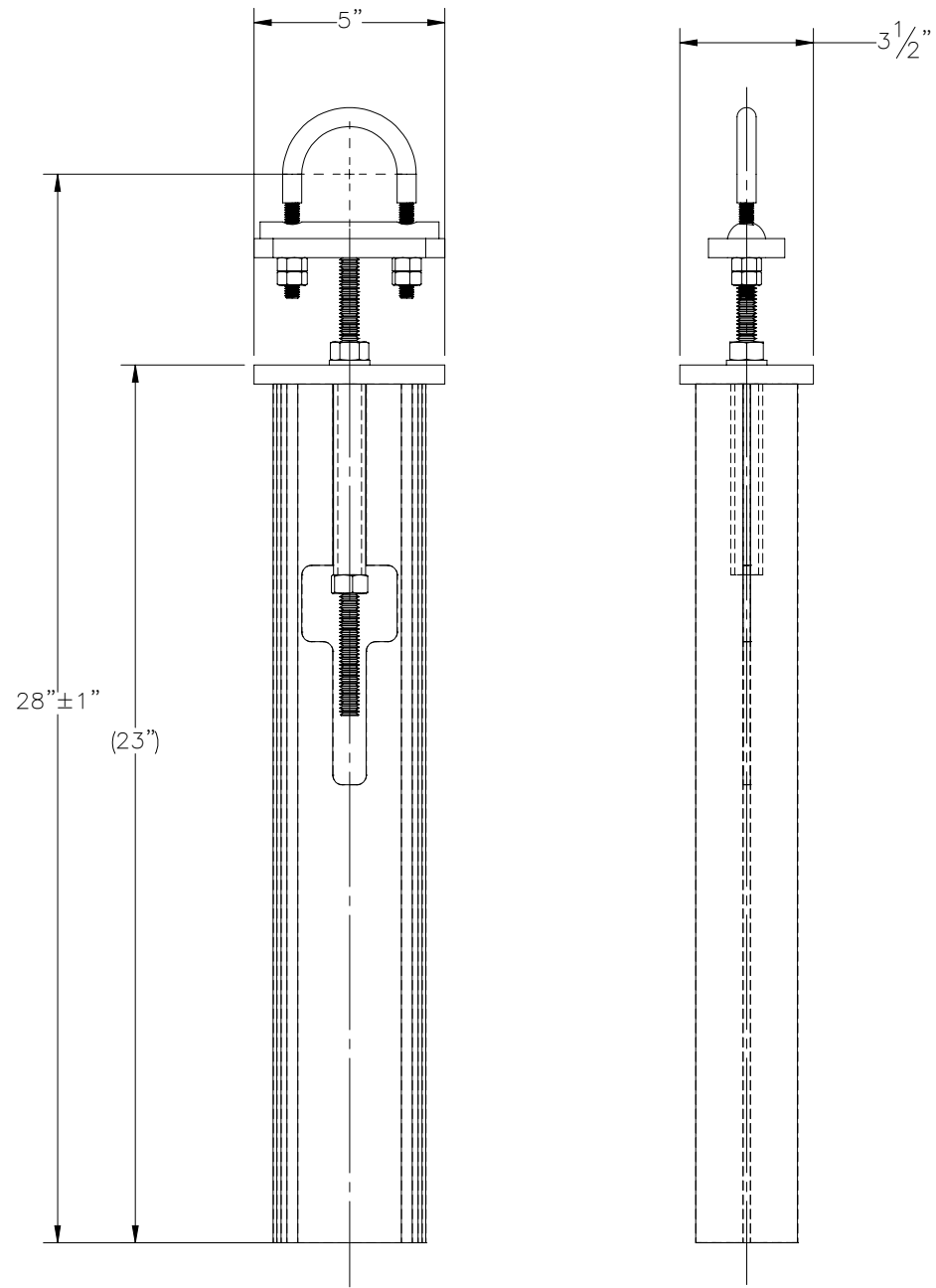

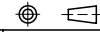


THE INFORMATION CONTAINED IN THIS DRAWING IS THE SOLE PROPERTY OF ELECTRO MECHANICAL INDUSTRIES, INC. ANY REPRODUCTION IN PART OR WHOLE WITHOUT THE WRITTEN PERMISSION OF ELECTRO MECHANICAL IND., IS PROHIBITED.



| ITEM NO. | QTY REQD | PART NUMBER | DESCRIPTION | LENGTH | WEIGHT |
|----------|----------|--------------|--|--------|--------|
| 1 | 1 | W-002-261 | STAND, PIPE JACK, WELDMNT | | 4.23 |
| 2 | 1 | W-001-814 | STAND, 2" PIPE JACK ADJUSTMENT ROD | | 1.84 |
| 3 | 1 | 002-00U-G040 | 2" PIPE ISOLATING U-BOLT, .375-16 X 2.50 THD GALV. WITH POLYSHRINK | | 0.58 |
| 4 | 1 | 002-0FW-G002 | FW, .50, F436, HDG | | 0.02 |
| 5 | 2 | 002-0NG-0010 | NUT, HEX, .500-13UNC, GR 2H, GALV | | 0.06 |

| | | | | | | | | | |
|--|--|---|--|--------------------|--|------------|--|--|--|
| SURFACE FINISH <input checked="" type="checkbox"/> UNLESS OTHERWISE SPECIFIED | | UNLESS OTHERWISE SPECIFIED DIMENSIONS ARE IN INCHES | | APPROVALS | | DATE | |  ELECTRO MECHANICAL INDUSTRIES, INC. 11230 NEESESHAW DRIVE HOUSTON, TEXAS 77065 1-800-453-0050 | |
| MATERIAL SEE PARTS LIST | | TOLERANCES | | DRAWN | | DATE | | | |
| THIRD ANGLE PROJECTION  | | .0 ± .06 | | J. ROACH | | 11/4/2021 | | TITLE: <h3 style="text-align: center;">2" PIPE STAND FOUNDATION</h3> | |
| | | .000 ± .005 | | CHECKER | | 11/4/2021 | | | |
| | | FRACTIONS ± 1/16 | | ENGINEER | | 11/4/2021 | | | |
| | | ANGLES ± .25° | | J. Breen | | 11/4/2021 | | | |
| NEXT ASSY | | USED ON | | HOLES: | | PRODUCTION | | REV | |
| | | | | DRILLED OR PUNCHED | | J. Lee | | B | |
| APPLICATIONS | | BURNED | | ± 1/32 | | | | DRAWING NO. 1008-0000-0032 | |
| | | ± 1/32 | | | | | | SCALE: 1:5 | |
| | | | | | | | | WEIGHT: 6.80 lbs. | |
| | | | | | | | | SHEET 1 OF 1 | |