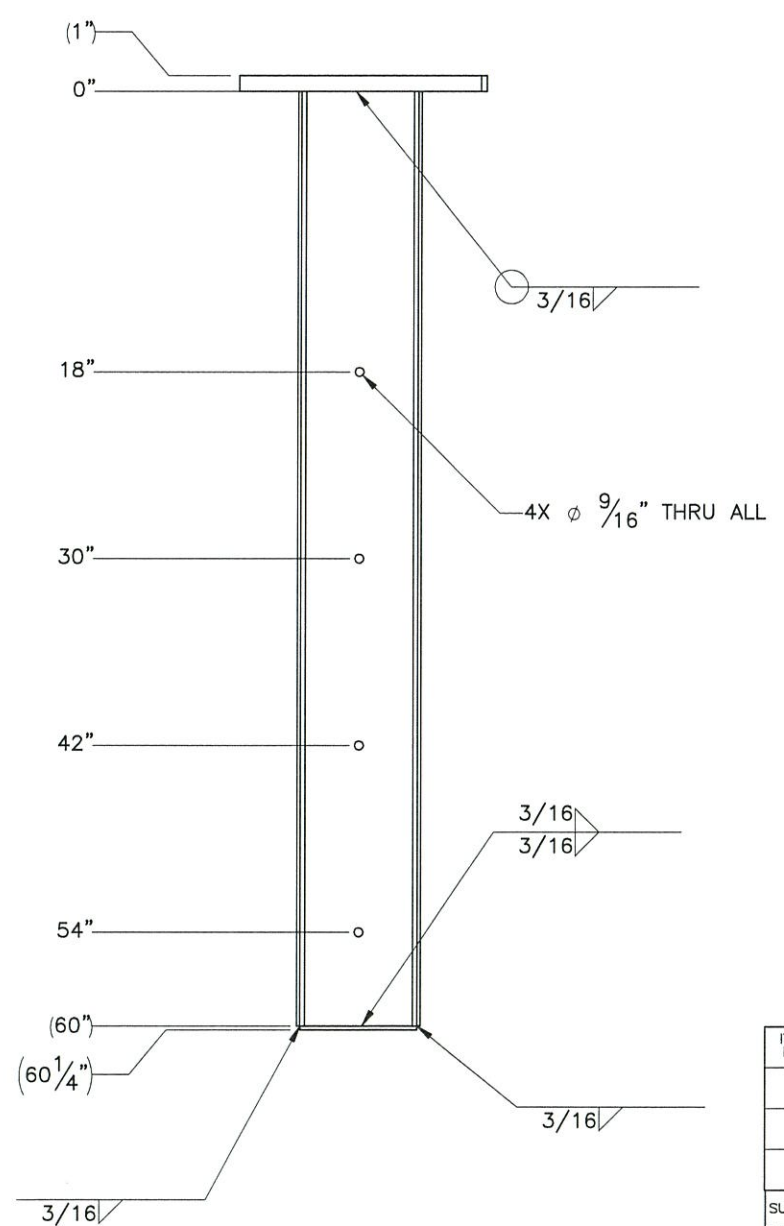
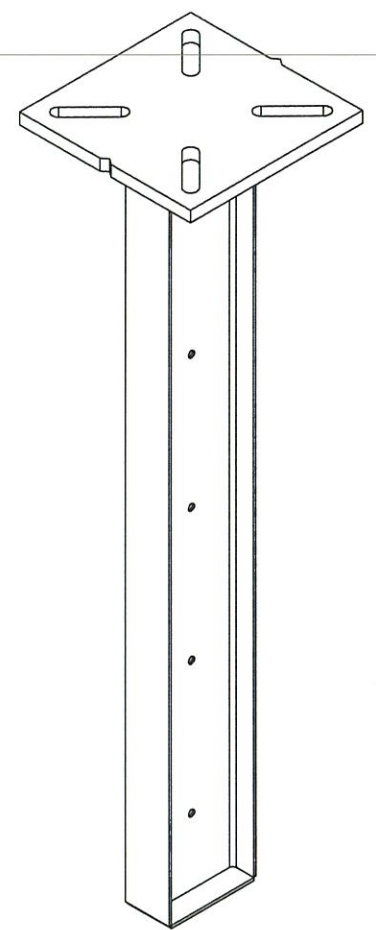
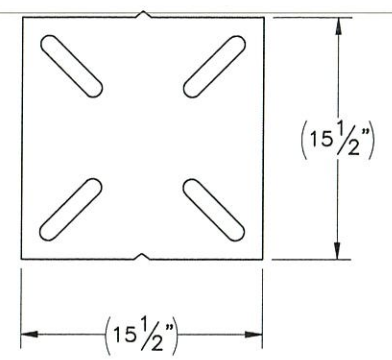


THE INFORMATION CONTAINED IN THIS DRAWING IS THE SOLE PROPERTY OF ELECTRO MECHANICAL INDUSTRIES, INC. ANY REPRODUCTION IN PART OR WHOLE WITHOUT THE WRITTEN PERMISSION OF ELECTRO MECHANICAL IND., IS PROHIBITED.



- NOTES:
UNLESS OTHERWISE SPECIFIED,
1. ALL WELDING PER AWS D1.1, FCAW, E7XT-1 AND GMAW, ER70S-6 ELECTRODES.
 2. SQUARENESS OF WELDED COMPONENTS TO BE WITHIN +/- 1/16".
 3. ALL WELDS 3/16" FILLET OR SEAM WELDS ALL AROUND AS APPLICABLE PER JOINT.
 4. ALL CAPTIVE TUBES MUST HAVE MIN. TWO WEEP HOLES (ONE UPPER, ONE LOWER) 7/16" DIA.
 5. GALVANIZE PER ASTM A123.

ITEM NO.	Qty	PART NUMBER	DESCRIPTION	LENGTH	WEIGHT
1	1	1008-0010-0006_1	BEAM, W8X10, ASTM A36 STL	60"	0.2
2	1	P-000-824	1" TOP PLATE	15 1/2"	61.92
3	1	P-000-825	BOTTOM PLATE, CAP	7 15/32"	2.1

SURFACE FINISH <input checked="" type="checkbox"/> UNLESS OTHERWISE SPECIFIED		UNLESS OTHERWISE SPECIFIED DIMENSIONS ARE IN INCHES		APPROVALS	DATE
MATERIAL SEE PARTS LIST		TOLERANCES		DRAWN D. HUGHES	1.12.16
THIRD ANGLE PROJECTION		.0 ± .06 .000 ± .01 .000 ± .005		CHECKED	5.6.16
NEXT ASSY		FRACTIONS ± 1/16		ENGINEER/DESIGNER	5.6.16
USED ON		ANGLES ± .25°		PRODUCTION	5.2.16
APPLICATIONS		HOLES: DRILLED OR PUNCHED +1/32		TITLE: BEAM FOUNDATION FOR CONCRETE	
		BURNED ± 1/32		SIZE: B DRAWING NO. 1008-0010-0006 REV -	
				SCALE: 1:12 WEIGHT: 64.2 lbs. SHEET 1 OF 1	

