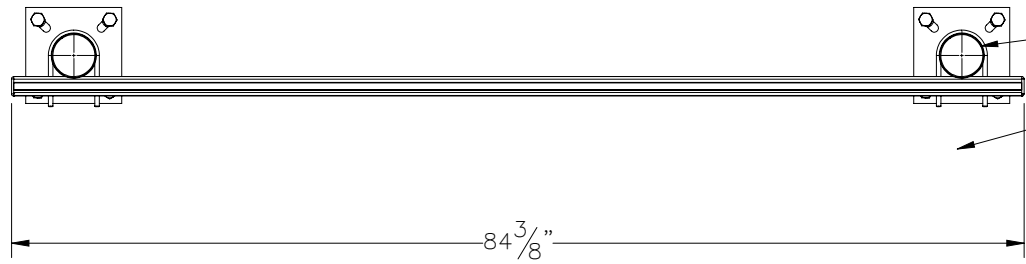
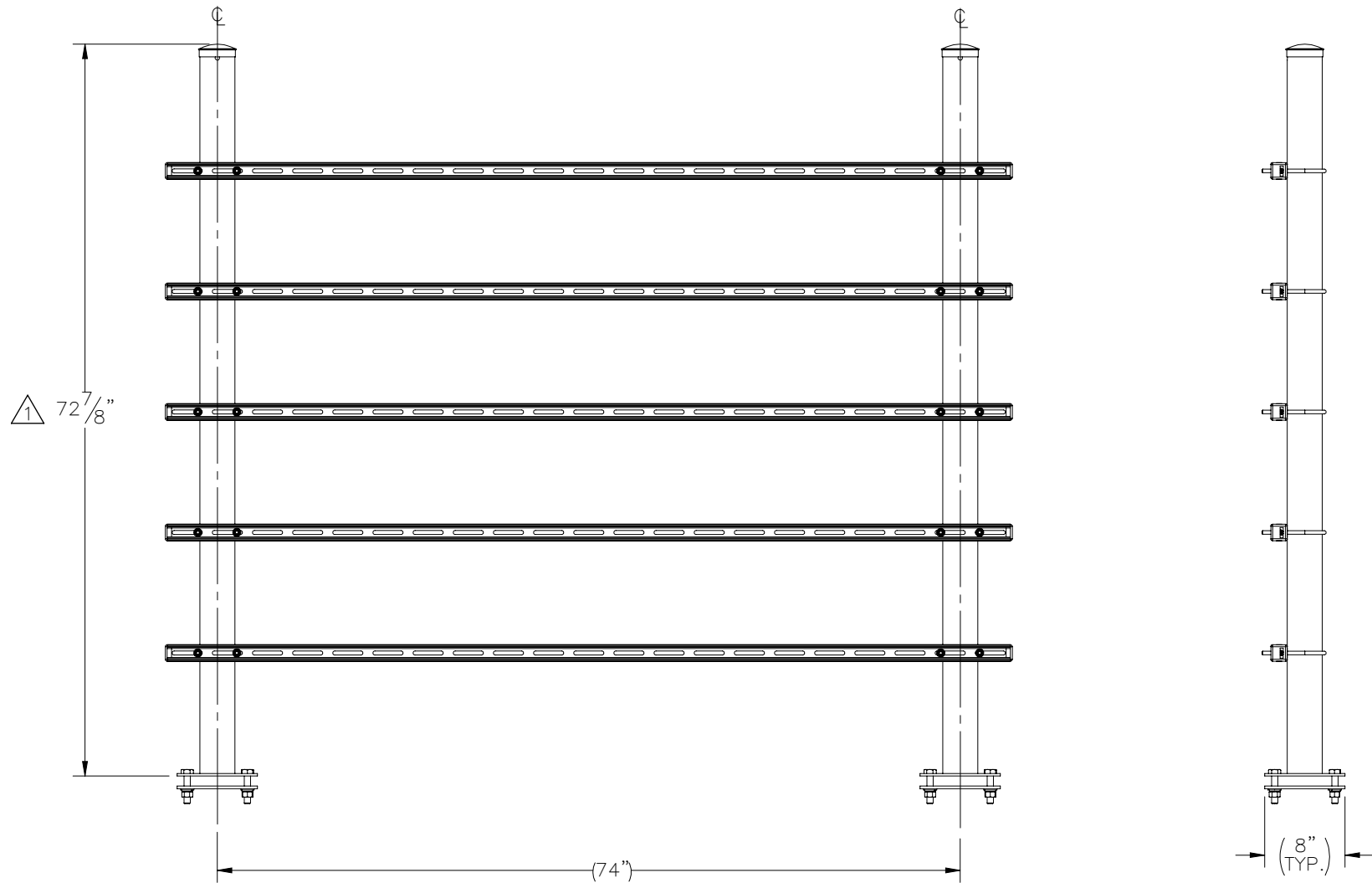
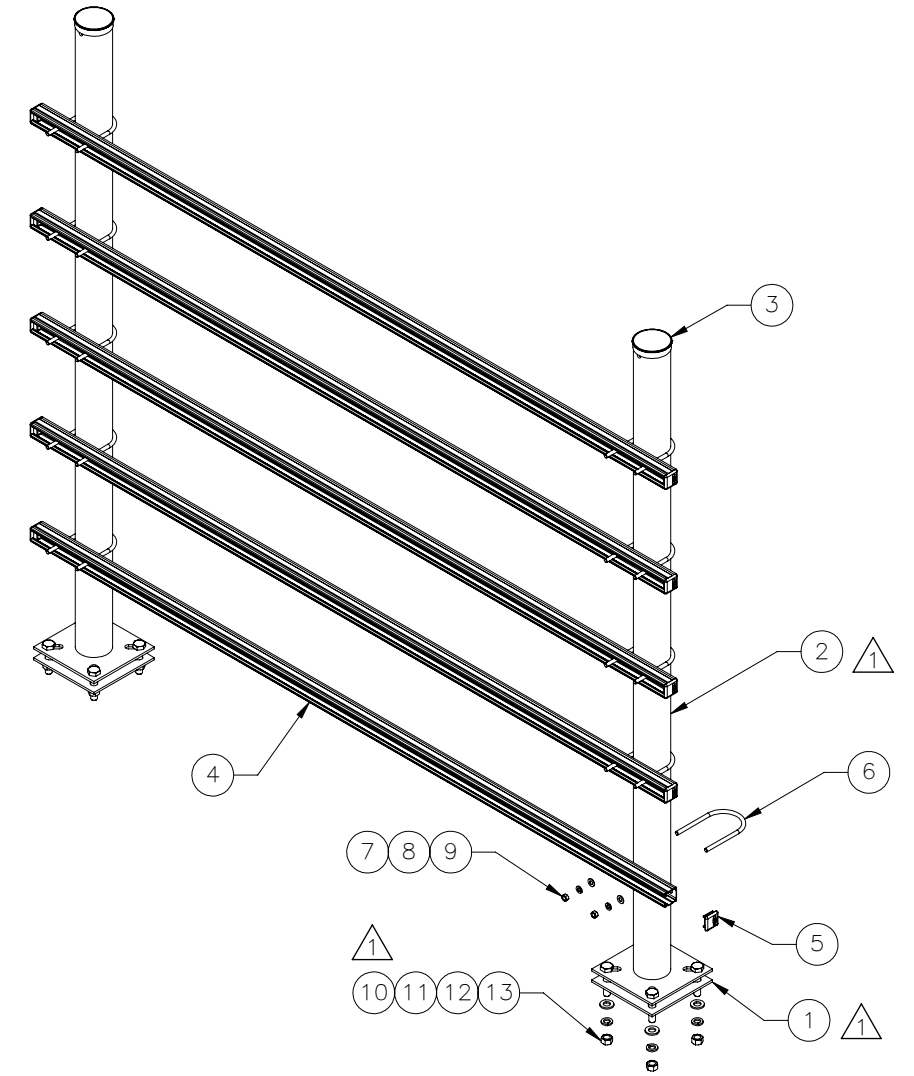


THE INFORMATION CONTAINED IN THIS DRAWING IS THE SOLE PROPERTY OF ELECTRO MECHANICAL INDUSTRIES, INC. ANY REPRODUCTION IN PART OR WHOLE WITHOUT THE WRITTEN PERMISSION OF ELECTRO MECHANICAL IND., IS PROHIBITED.

REVISIONS					
REV.	DCN #	DESCRIPTION	DATE	BY	APPROVED
1	01222	72-7/8" WAS 73-1/8", 002-0BG-0276 WAS 002-0BG-0080, UPDATED WITH LOWER LEVEL CHANGES.	02/28/2023	JTR	JPB



POLES CAN BE ALTERNATELY INSTALLED ON OPPOSITE SIDE AS NEEDED FOR FIELD CONFIGURATION



ITEM NO.	QTY REQD	PART NUMBER	DESCRIPTION	LENGTH	WEIGHT
1	2	P-006-469	PLATE, BASE		4.24
2	2	W-002-570	POST WELDMENT	72 1/2"	49.66
3	2	002-FPC-0001	CAP, POST, 3.5" OD, GALV STEEL		0.30
4	5	P-005-605	CROSSBAR, H-FRAME	84"	9.64
5	10	309-000-0004	COOPER B-LINE B825-22 END CAP		0.03
6	10	002-00U-G050	U-BOLT, .375-16 X 3.500 ID X 6.000 H X 2.50 TL, GALV 6"		0.46
7	20	002-0FW-G005	WASHER, FLAT, .375, GALV, SAE		0.01
8	20	002-0LW-G005	WASHER, SPLIT LOCK, .375, GALV		0.01
9	20	002-0NG-0003	NUT, HEX, .375-16, GALV, GR 2H		0.015
10	8	002-0BG-0276	BOLT, HH, .625-11 X 3.00, GALV, A325, PT X 1.25	3 1/2"	0.3687
11	8	002-0FW-G004	WASHER, FLAT, .625, GALV, F436		0.04
12	8	002-0LW-G004	WASHER, SPLIT LOCK, .625, GALV		0.03
13	8	002-0NG-0004	NUT, HEX, .625-11, GALV, GR 2H		0.070

SURFACE FINISH <input checked="" type="checkbox"/> UNLESS OTHERWISE SPECIFIED		UNLESS OTHERWISE SPECIFIED DIMENSIONS ARE IN INCHES		APPROVALS		DATE		ELECTRO MECHANICAL INDUSTRIES, INC. 11230 NEESESHAW DRIVE HOUSTON, TEXAS 77065 1-800-453-0050	
MATERIAL SEE PARTS LIST		TOLERANCES		DRAWN J. ROACH		2/14/2023			
THIRD ANGLE PROJECTION		FRACTIONS ± 1/16		CHECKER J. Breen		2/16/2023		TITLE: H-FRAME, 5 LEVEL, 6" PIPE, 2 POST	
NEXT ASSY USED ON		ANGLES ± .25°		ENGINEER J. Breen		2/16/2023			
APPLICATIONS		HOLES: DRILLED OR PUNCHED ± 1/32		PRODUCTION J. KERNER		2/16/2023		SIZE B DRAWING NO. 1010-0010-0187 REV 1	
		BURNED ± 1/32						SCALE: 1:16 WEIGHT: 166.14 lbs. SHEET 1 OF 1	