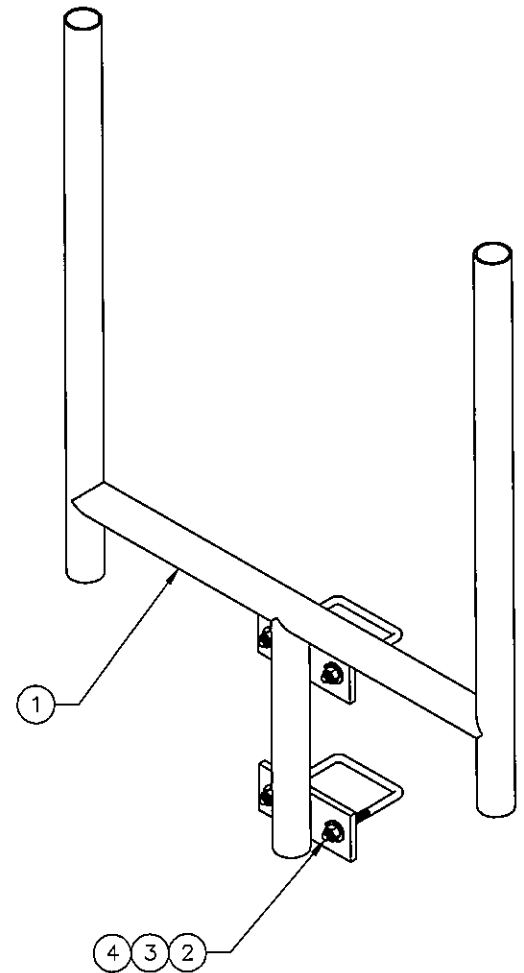
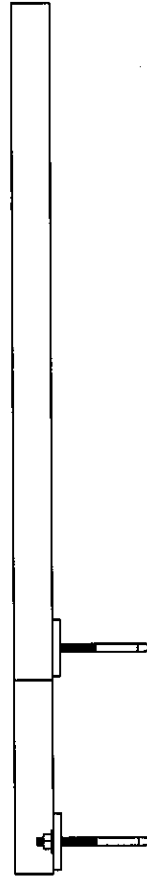
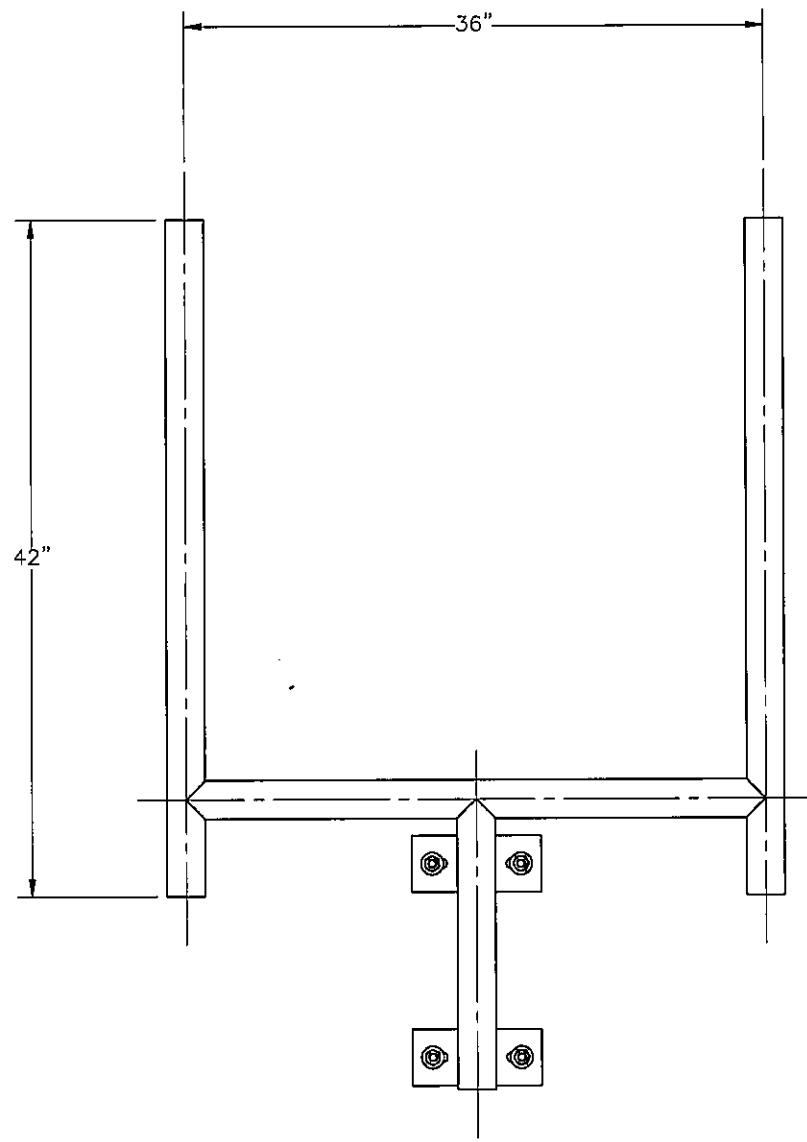


THE INFORMATION CONTAINED IN THIS DRAWING IS THE SOLE PROPERTY OF ELECTRO MECHANICAL INDUSTRIES, INC. ANY REPRODUCTION IN PART OR WHOLE WITHOUT THE WRITTEN PERMISSION OF ELECTRO MECHANICAL IND., IS PROHIBITED.

REVISIONS					
REV.	DCN #	DESCRIPTION	DATE	BY	APPROVED
2	DCN00956	UPDATED U-BOLT WITH EMI PN	10.12.20	CS	JPB



ITEM NO.	QTY.	PART NUMBER	DESCRIPTION	LENGTH	WEIGHT
1	1	W-000-191	H-FRAME WELDMENT		48.7
2	2	002-0UB-G001	U-BOLT, SQUARE .500-13 X 6.5 LG., 5in WD, GALV		0.990
3	4	002-0NG-0005	NUT, HEX, ANCO LOCKNUT, .500-13UNC, GR 2H, GALV		0.1
4	4	002-0FW-G020	WASHER, FLAT, .500", USS, GALV		0.04

SURFACE FINISH <input checked="" type="checkbox"/> UNLESS OTHERWISE SPECIFIED		UNLESS OTHERWISE SPECIFIED DIMENSIONS ARE IN INCHES		APPROVALS	DATE
MATERIAL	SEE PARTS LIST	TOLERANCES		DRAWN	2.25.16
THIRD ANGLE PROJECTION		.0 ± .06		CHECKED	3.3.16
		.00 ± .01		ENGINEER/DESIGNER	3.3.16
		.000 ± .005		PRODUCTION	3.3.16
NEXT ASSY	USED ON	FRACTIONS ± 1/16		J. CRAIG	
APPLICATIONS		ANGLES ± .25°			
		HOLES:			
		DRILLED OR PUNCHED	+1/32		
		BURNED	+1/32		

ELECTRO MECHANICAL INDUSTRIES, INC. 11230 NEEDSHAW DRIVE HOUSTON, TEXAS 77065 1-800-453-0050	
TITLE: H-FRAME ASSEMBLY	
SIZE B	DRAWING NO. 1015-0000-0018
SCALE: 1:12	WEIGHT: 51.2 lbs.
	SHEET 1 OF 1