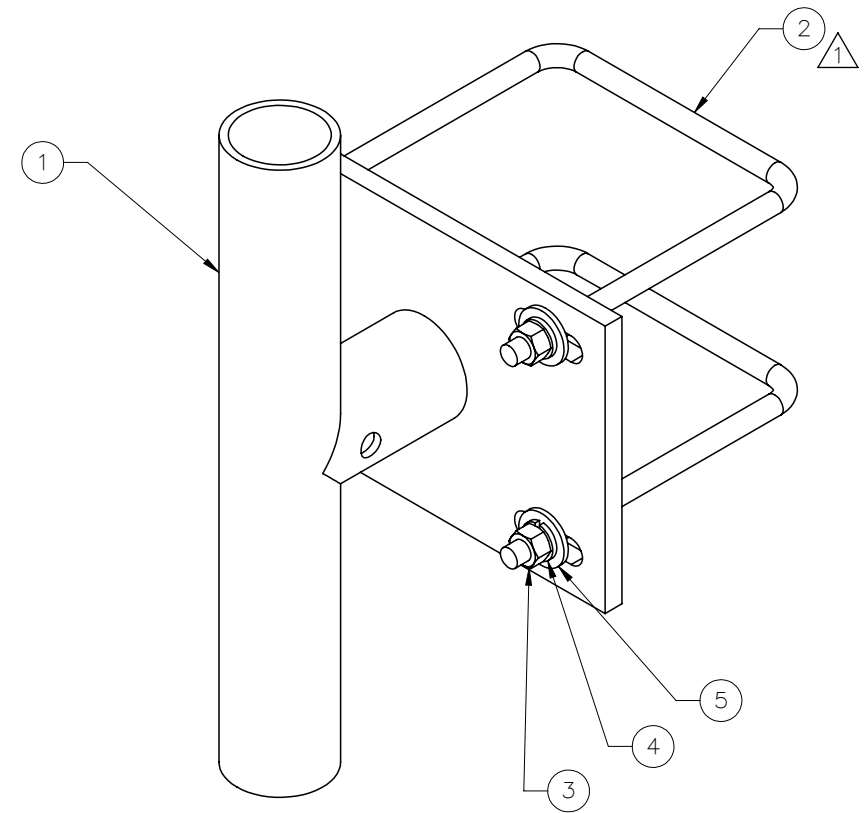
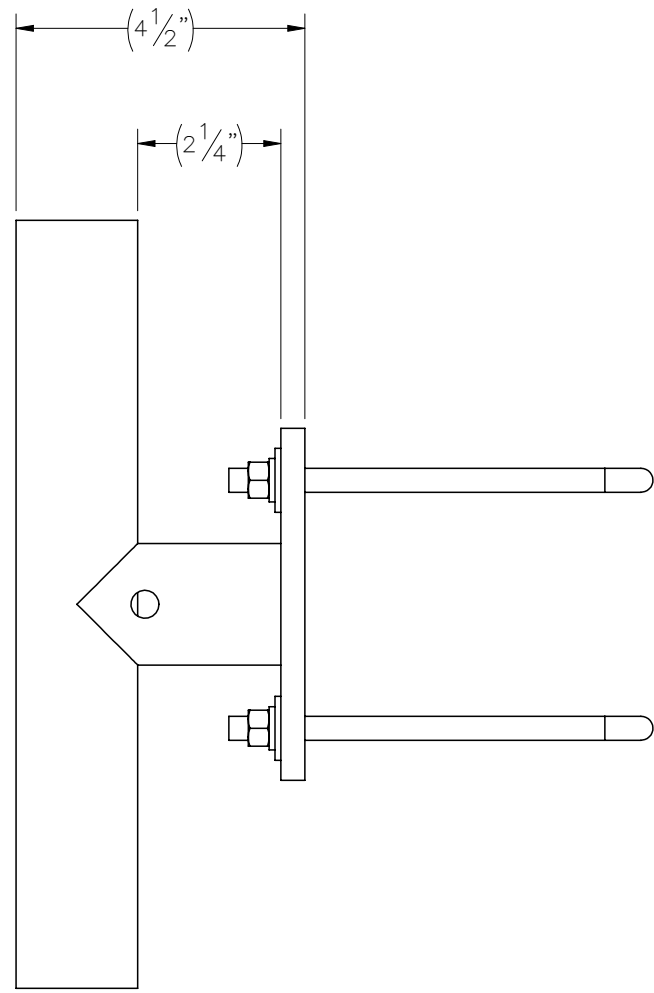
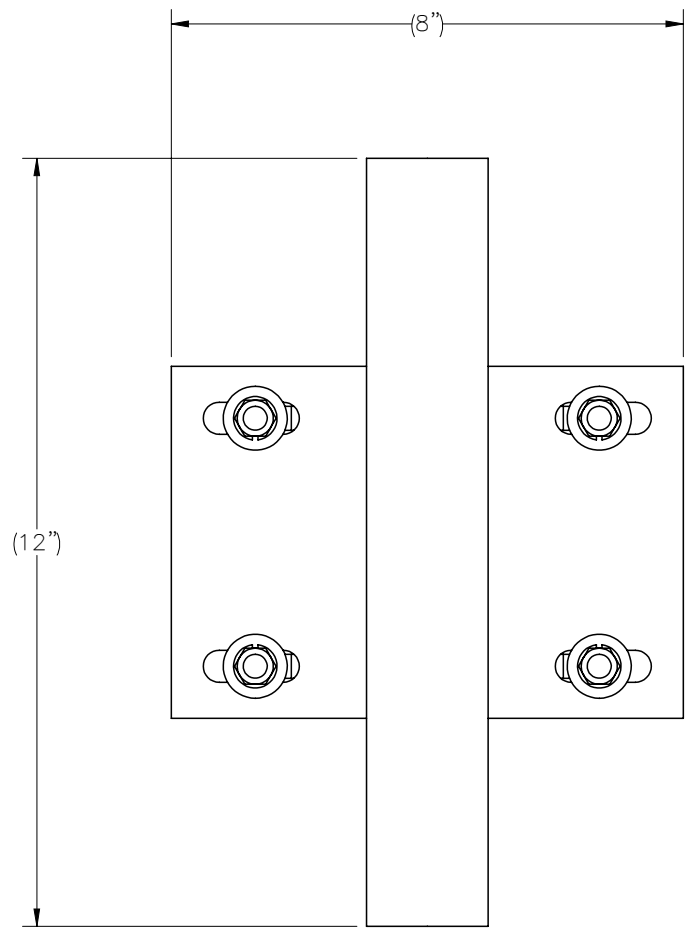

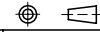


THE INFORMATION CONTAINED IN THIS DRAWING IS THE SOLE PROPERTY OF ELECTRO MECHANICAL INDUSTRIES, INC. ANY REPRODUCTION IN PART OR WHOLE WITHOUT THE WRITTEN PERMISSION OF ELECTRO MECHANICAL IND., IS PROHIBITED.

REVISIONS					
REV.	DCN #	DESCRIPTION	DATE	BY	APPROVED
1	01184	UPDATED UBOLT PART NUMBER	10/03/2022	BLH	JPB



ITEM NO.	QTY REQD	PART NUMBER	DESCRIPTION	LENGTH	WEIGHT
1	1	W-000-419	ANTENNA MOUNT BRACKET WELDMENT		7.5
2	2	002-0UG-0006	U-BOLT, SQ, .375-16 X 5.000 ID X 6.250 H X 3.75 TL, GALV	6 1/4"	0.56
3	4	002-0NG-0003	NUT, HEX, .375-16, GALV, GR 2H		0.015
4	4	002-0LW-G005	WASHER, SPLIT LOCK, .375 INCH, GALV.		0.01
5	4	002-0FW-G005	WASHER, FLAT, .375, USS, GALV		0.02

SURFACE FINISH <input checked="" type="checkbox"/> UNLESS OTHERWISE SPECIFIED		UNLESS OTHERWISE SPECIFIED DIMENSIONS ARE IN INCHES		APPROVALS		DATE		 ELECTRO MECHANICAL INDUSTRIES, INC. 11230 NEESESHAW DRIVE HOUSTON, TEXAS 77065 1-800-453-0050	
MATERIAL SEE PARTS LIST		TOLERANCES ±.06 ±.015 ±.005		DRAWN J. CRITELLI		1/31/2017		TITLE: <b>ANTENNA MOUNT ASSEMBLY</b>	
THIRD ANGLE PROJECTION 		FRACTIONS ± 1/16		CHECKER C. SANCHEZ		2/3/2017			
NEXT ASSY		HOLES: DRILLED OR PUNCHED ± 1/32		ENGINEER C. SANCHEZ		2/3/2017			
APPLICATIONS		BURNED ± 1/32		PRODUCTION J. BOWLDS		2/6/2017		SIZE <b>B</b> DRAWING NO. 1015-0000-0034 REV 1 SCALE: 1:3 WEIGHT: 8.8 lbs. SHEET 1 OF 1	