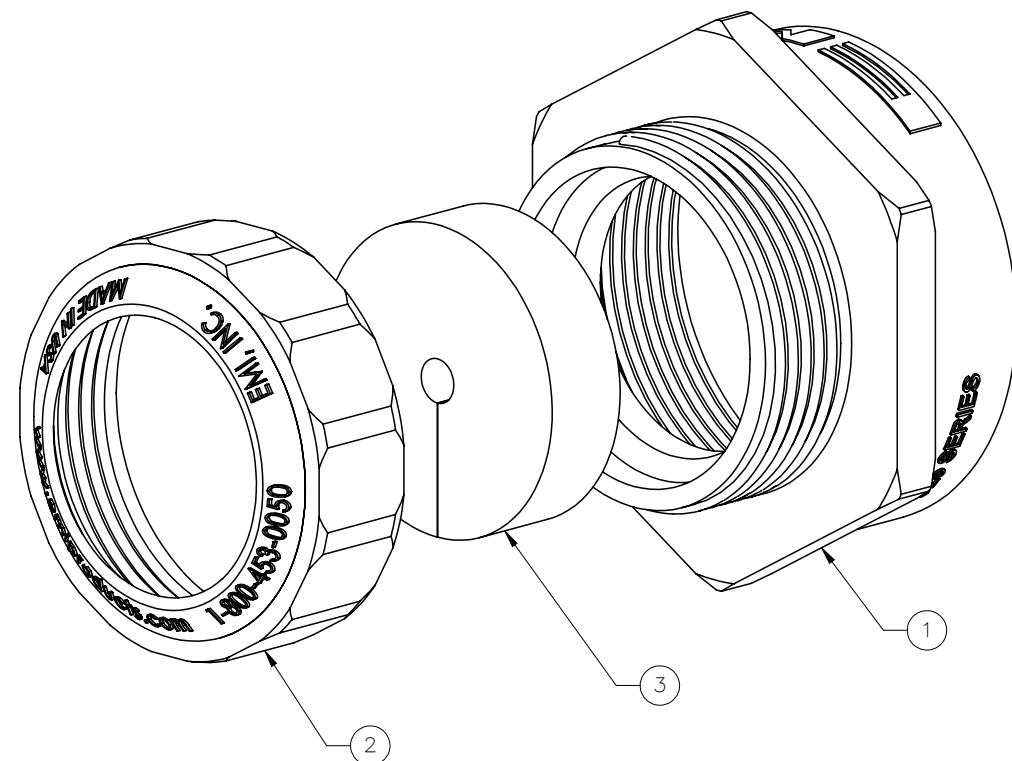
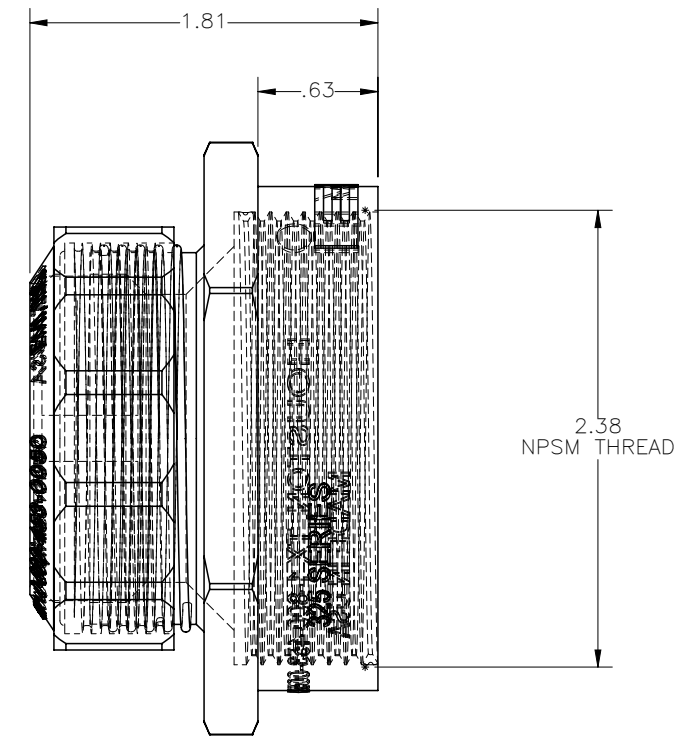
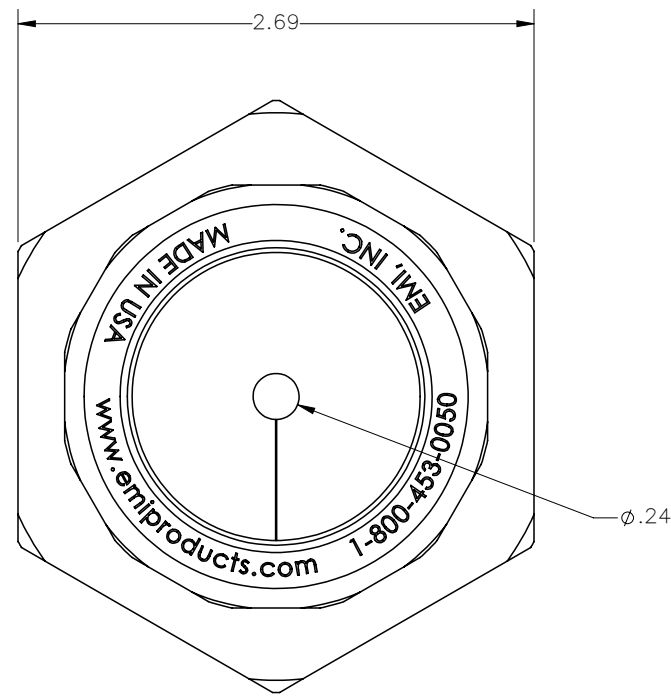


THE INFORMATION CONTAINED IN THIS DRAWING IS THE SOLE PROPERTY OF ELECTRO MECHANICAL INDUSTRIES, INC. ANY REPRODUCTION IN PART OR WHOLE WITHOUT THE WRITTEN PERMISSION OF ELECTRO MECHANICAL IND., IS PROHIBITED.



ITEM NO.	QTY REQD	PART NUMBER	DESCRIPTION	LENGTH	WEIGHT
1	1	310-900-2745	325 SERIES BODY		0.10
2	1	310-900-2037	320 SERIES CAP		0.03
3	1	P-003-966	320 SERIES GROMMET (.240)		0.05

SURFACE FINISH <input checked="" type="checkbox"/> UNLESS OTHERWISE SPECIFIED		UNLESS OTHERWISE SPECIFIED DIMENSIONS ARE IN INCHES		APPROVALS		DATE	
MATERIAL SEE PARTS LIST		TOLERANCES		DRAWN C. SANCHEZ		2/11/2022	
THIRD ANGLE PROJECTION		.0 ± .06		CHECKER J. Breen		2/11/2022	
		.00 ± .015		ENGINEER J. Breen		2/11/2022	
		.000 ± .005		PRODUCTION J. LEE		2/11/2022	
NEXT ASSY		FRAGMENTS ± 1/16		ELECTRO MECHANICAL INDUSTRIES, INC. 11230 NEESESHAW DRIVE HOUSTON, TEXAS 77065 1-800-453-0050			
USED ON		ANGLES ± .25°					
APPLICATIONS		HOLES: ± 1/32					
		DRILLED OR PUNCHED ± 1/32		SCALE: 1:1		WEIGHT: 0.180 lbs.	
		BURNED ± 1/32		SHEET 1 OF 1			

TITLE: 325 SERIES PORTAL ENTRY, .240 DIA.			
SIZE B	DRAWING NO. 1017-0070-0004	REV 0	